

12V 300W MULTI-TAP MAGNETIC DIMMABLE DRIVER


SPECIFICATION SHEET

- Outdoor / wet location
- ETL Listed Class 2 certified
- NEMA 3R Enclosure
- 5-Year limited warranty



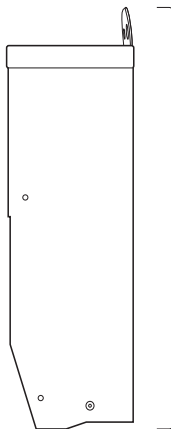
TOP VIEW

Distance between mounting hole centers
2.5 in.



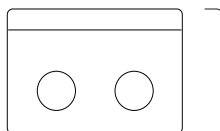
W 4.2 in.

SIDE VIEW



L 9.8 in.

BOTTOM VIEW



H 3.5 in.

SPECIFICATIONS

Input Voltage / Frequency: 120VAC / 60Hz
Input Current Full Load: 2.86A
Efficiency / Power Factor: 78.8% / 0.93
Leads Primary: PVC 600V #20
Output Voltage Full Load: 11.3VDC
Voltage Boost: Yes (0.5 ~ 1VDC boost tap)
Max Output Current Full Load: 5.9A per port
Leads Secondary: PVC 300V #14
Open Circuit Output Voltage: 12.8V DC
Thermal Class: B130°C
Ambient Temp ¹: -4 ~ +104°F (-20 ~ +40°C)
Operating Temp ²: -4 ~ +158°F (-20 ~ +70°C)

Environment: Outdoor / wet location NEMA 3R enclosure
Housing / Cooling: Black powder coated steel enclosure, cooling by free-air convection
Coil Former: Double Section Bobbin
Circuit Breaker: Primary and secondary auto reset
Dimensions: 9.8 x 4.2 x 3.5 in. (L x W x H)
Weight: 8.75 lbs.
Certifications: ETL Listed 4001928. Conforms to UL STD 1598 Certified to CSA STD C22.2 NO. 250

Item #	Max Load	Class 2	Dimmability ³
DI-DM-12V300W-MT	60W per port x 5	Yes	Yes (with MLV dimmer)

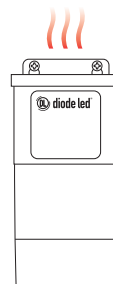
Note ¹ Do not install product in an environment outside the listed ambient temperature. Exceeding the maximum ambient temperature may damage LED chips, reduce the total lamp life, lumen output, and/or adversely impact color consistency.

Note ² Operating temperature is measured according to the minimum and maximum ambient temperature environment.

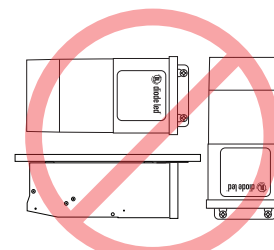
Note ³ Must be paired with a compatible 120VAC Magnetic Low Voltage (MLV) dimmer installed between main power and driver. See compatibility list located on page 2.

MOUNTING

Mount driver vertically to sturdy surface with mounting tab at top and wiring compartment at bottom. DO NOT mount sideways, upside down, or to the underside of a surface. Correct mounting dissipates heat properly and prevents water buildup.



YES



NO

Item #:		Project:	
---------	--	----------	--

COMPATIBILITY LIST

Our Magnetic Dimmable Drivers are compatible with the Magnetic Low Voltage (MLV) dimmer switches listed below. To ensure a safe installation and optimal lighting/dimming performance, source the exact dimmer switch model numbers that appear on this list. Please contact the dimmer switch manufacturer with inquiries about dimmer color/finish options.

Important Dimmer Installation Notes:

- For optimum performance, do not exceed 80% of the listed MLV capacity.
- Single switch capacities are provided below. Refer to the manufacturer's installation guide for ganged load capacities.
- Honor all listed minimum load requirements.

Single Pole & 3-way Options	Model #	Description	Capacity (Not Ganged/Fins Not Removed)	Minimum Load	Neutral Connection Required
Lutron Diva® Preset Dimmer	DVLV-600P	Single pole	120V / 600VA (450W MLV)	10W / VA	No
	DVLV-10P	Single pole	120V / 1000VA (800W MLV)	10W / VA	No
	DVLV-603P	3-way	120V / 600VA (450W MLV)	10W / VA	No
	DVLV-103P	3-way	20V / 1000VA (800W MLV)	10W / VA	No
Lutron Skylark Contour® Dimmer	CT-103P	Single pole/3-way	120V / 600VA (450W MLV)	10W / VA	No

Multi-location Options	Model #	Description	Capacity (Not Ganged/Fins Not Removed)	Minimum Load	Neutral Connection Required
Lutron Vareo® Dimmer	V-600	Single pole/multi-location switching*	120V / 600VA (450W MLV)	10W / VA	No
	V-1000	Single pole/multi-location switching*	120V / 1000VA (800W MLV)	10W / VA	No
Lutron Verti® Dimmer	VT-1000MN	Single pole/multi-location* (trim-adjustable/digital/programmable)	120V / 1000VA (800W MLV)	10W / VA	Yes
Lutron MAESTRO® Wireless	MRF2-6ND-120	Wireless multi-location dimming* (trim-adjustable/digital/programmable)	120V / 600VA (450W MLV)	25W / VA	Yes
Lutron RadioRA 2®	RRD-10ND	Wireless multi-location dimming* (trim-adjustable/digital/programmable)	120V / 1000VA (800W MLV)	10W / VA	Yes
Control4® Wireless Dimmer (MLV)	C4-DIM1-Z	Wireless multi-location dimming* (trim-adjustable/digital/programmable)	120V / 1000VA (800W MLV)	25W / VA	Yes

*Contact manufacturer for companion switch model numbers.

For further details regarding home and commercial automation system compatibility please contact Technical Support at 1.877.817.6028.

ADDITIONAL RESOURCES

Visit the on line product page at www.DiodeLED.com for additional resources including:

- **12V 300W MULTI-TAP MAGNETIC DIMMABLE DRIVER Installation Guide**
For system diagrams and full installation instructions.
- **MAGNETIC DIMMABLE DRIVER Compatibility List of 120V Dimmer Switches**
For compatible dimming controls.
- **Voltage Drop Charts**
Use to specify appropriate wire gauge for installation. Available at the 'Tools & Resources' page at www.DiodeLED.com.

SAFETY & DISCLOSURES

- Install in accordance with the National Electric Code and local regulations.
- This product is intended to be installed and serviced by a qualified, licensed electrician.
- Driver must be grounded to green grounding wire.
- Only install compatible LED fixtures & controls. Only use copper wiring.
- For proper heat dissipation, mount vertically to a sturdy surface, with the wiring compartment pointing down. Install in a well-ventilated area free from explosive gases and vapors.
- This product is rated for wet location/outdoor use (NEMA 3R enclosure).
- Ensure applicable wire is installed between driver, fixture, and any controls in-between. When choosing wire, factor in voltage drop, amperage rating, and type (in-wall rated, wet location rated, etc.). Inadequate wire installation could overheat wires, and cause fire.
- 'Voltage drop' is a gradual decrease in voltage along a conductor through which current is flowing. When specifying an LED system, ensure to calculate voltage drop appropriately. Voltage drop calculators will suggest the proper gauge wire and distance to install the driver from the fixture. To meet maximum performance, the beginning of the tape light should be receiving no less than 3% of input power rating.
- Do not install if product has any visible damage.
- Do not modify or disassemble this product beyond instructions or the warranty will be void.

WARRANTY INFORMATION

Limited Warranty

This LED driver has a five (5) year limited warranty from the date of shipment. This warranty does not include the additional accessories referenced in this specification sheet. Complete warranty details for fixtures and additional accessories are available at www.DiodeLED.com under the 'Tools & Resources' tab. For warranty related questions, please contact customer service.

Consumer's Acknowledgment

Diode LED stands behind its products when they are used properly and according to our specifications. By purchasing our products, the purchaser agrees and acknowledges that lighting design, configuration and installation is a complex process, wherein seemingly minor factors or changes in layout and infield adjustments can have a significant impact on an entire system. Choosing the right components is essential. Diode LED is able to work with the original purchaser to make an appropriate product selection to the extent of the limited information that the customer can provide, but it is virtually impossible for Diode LED to design a system that foresees every unknown factor. For this reason, this Warranty does not cover problems caused by improper design, configuration or installation issues. Any statement from a Diode LED employee or agent regarding a customer's bill of goods and/or purchase order is NOT an acknowledgment that the products purchased are designed and configured correctly. The purchaser agrees and acknowledges that it is the customer's responsibility to adhere strictly to all information contained in the Product Specification Sheets.

There is often more than one way to design, configure and layout an LED lighting application properly to achieve the same lighting effect. Diode LED strongly recommends that licensed professionals be used in the design and installation of lighting systems that include Diode LED products. The specifications include important information that a designer and installer should carefully review and strictly follow. Qualified designers and certified and/or licensed installers, with access to the final installation environment, customer goals, and Diode LED product specifications can make the requisite decisions appropriate for a successful finished lighting application.



Toll Free: 877.817.6028 | Fax: 415.592.1596 | www.DiodeLED.com | info@DiodeLED.com
© 2015 Elemental LED, Inc. All rights reserved. Specifications are subject to change without notice.